

May 2019

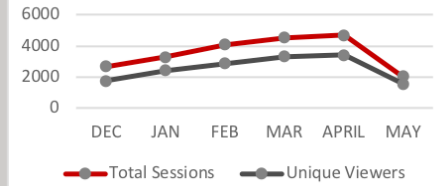
@NCStateENT

entrepreneurship.ncsu.edu

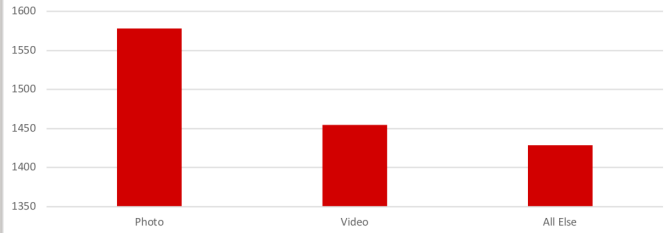
2,048
sessions

1,551
USERS

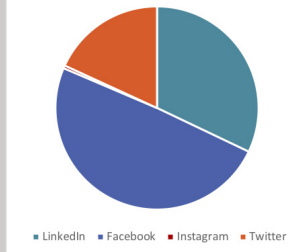
Month-to-Month Comparison



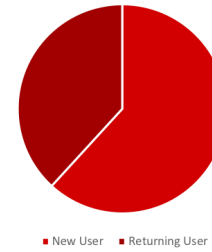
Average Reach Per Post



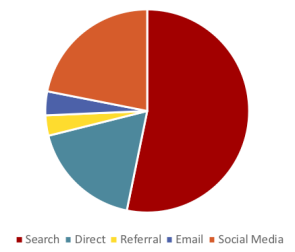
Network Referrals



New Users



Acquisition



Page Performance

Page	Page Views	% Pageviews
/news	1,247	28%
/news/2019-miller-fellows	277	6%
/news/wolfpack-power-moves-a-glance-at	209	5%
/news/social-innovation-showcase	201	5%
/calendar/	79	2%

Queries

Queries	Impressions
entrepreneurship	168
nc state entrepreneurship	93
ncsu entrepreneurship	48
entrepreneurs	26
raleigh entrepreneurs	18

38.46%

Homepage
Bounce Rate

70,196
total impressions

Platform



Followers

2,352
(+12)

1,060
(+8)

4,255
(+37)

312
(+12)

Impressions

13,489

8,393

42,127

6,187

Reach/Post

346

510

1,109

182