

March 2019

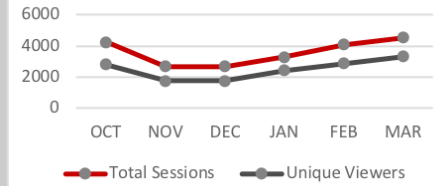
@NCStateENT

entrepreneurship.ncsu.edu

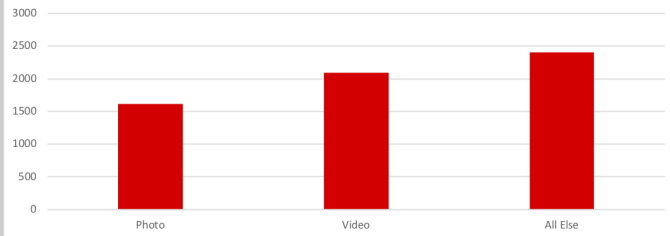
4,532
sessions

3,328
USERS

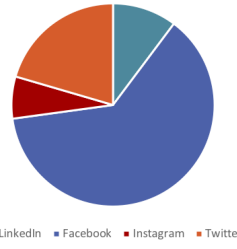
Month-to-Month Comparison



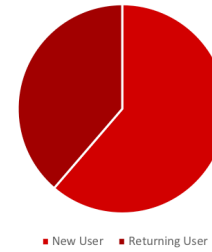
Average Reach Per Post



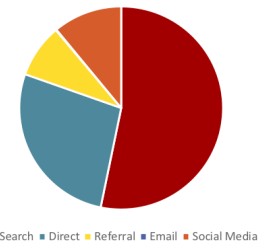
Network Referrals



New Users



Acquisition



Platform



Followers

2,335
(+44)

1,013
(+49)

4,179
(+68)

288
(+28)

Impressions

26,215

8,686

92,968

7,225

Reach/Post

460

520

1,631

161

Page Performance

Page	Page Views	% Pageviews
/events/etames	1,988	21%
/news	932	10%
/event/lulu-egames-live	778	8%
/spaces/egarage	383	4%
/calendar/	315	3%

135,094
total impressions

Queries

Queries	Impressions
entrepreneurship	176
nc state entrepreneurship	140
ncsu entrepreneurship	6
north carolina entrepreneur	28
entrepreneurs	25

32.84%

Homepage
Bounce Rate