

# April 2019

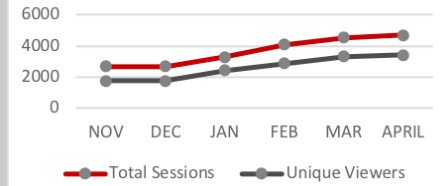
@NCStateENT

entrepreneurship.ncsu.edu

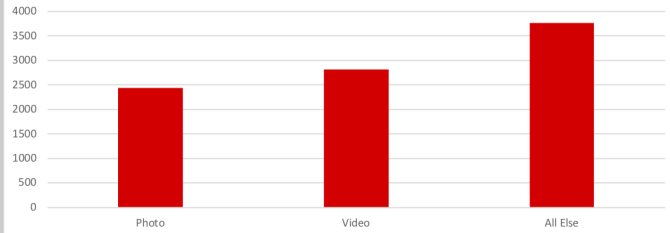
4,697  
sessions

3,424  
USERS

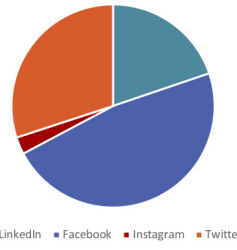
## Month-to-Month Comparison



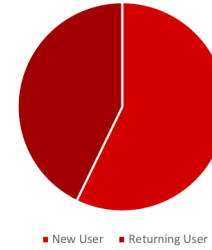
Average Reach Per Post



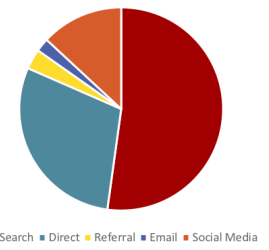
Network Referrals



New Users



Acquisition



## Page Performance

Page Performance	Page Views	% Pageviews
/event/acc-iventure-prize	1,213	14%
/news	1,088	13%
/events/egames	899	10%
/event/lulu-egames-live	653	8%
/calendar/	234	3%

## Queries

Queries	Impressions
entrepreneurship	150
nc state entrepreneurship	108
ncsu entrepreneurship	65
entrepreneurs	38
nc entrepreneurs	34

33.28%

Homepage  
Bounce Rate

Platform



2,340  
(+5)



1,052  
(+39)



4,218  
(+39)



300  
(+12)

Followers

Impressions

20,591

8,874

119,220

5504

Reach/Post

458

549

2,433

125

154,189

total impressions