

# February 2019

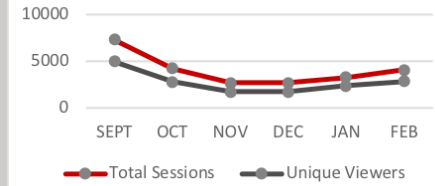
@NCStateENT

entrepreneurship.ncsu.edu

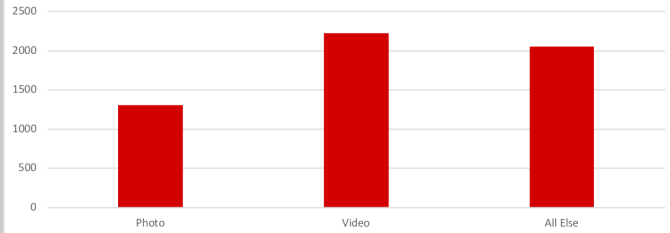
4,079  
sessions

2,871  
USERS

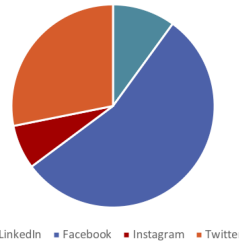
## Month-to-Month Comparison



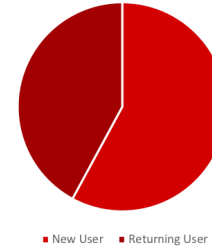
## Average Reach Per Post



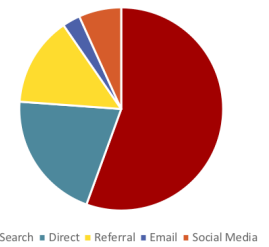
## Network Referrals



## New Users



## Acquisition



Platform



Followers

2,291  
(+8)

964  
(+35)

4,111  
(+31)

260  
(+14)

Impressions

21,643

6,586

56,119

3,821

Reach/Post

492

505

1,275

93

## Page Performance

Page	Page Views	% Pageviews
/news	1,004	12%
/events/egames	809	10%
/events/egames/student-categories	666	8%
/news/2018/11/13/nc-state-ranks-no-11	513	6%
/calendar/	314	4%

## Queries

Queries	Impressions
nc state entrepreneurship	93
ncsu entrepreneurship	81
ncsu egarage	27
egarage ncsu	26
multipurpose room	26

88,169  
total impressions

32.72%

Homepage  
Bounce Rate