

January 2019

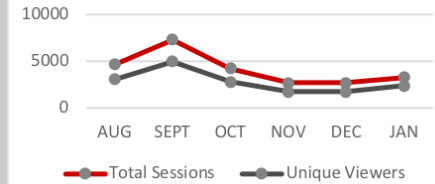
@NCStateENT

entrepreneurship.ncsu.edu

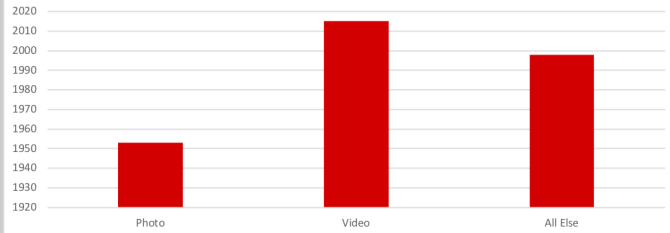
3,282
sessions

2,415
USERS

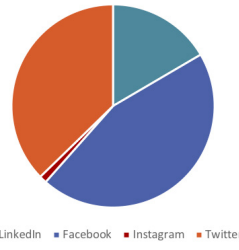
Month-to-Month Comparison



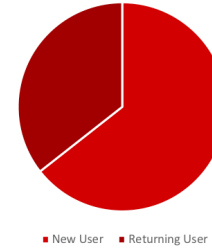
Average Reach Per Post



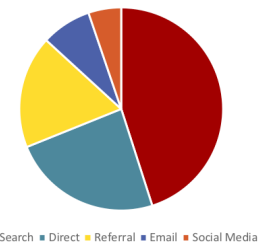
Network Referrals



New Users



Acquisition



Platform



Followers

2,283
(+3)

929
(+33)

4,080
(+42)

246
(+17)

Impressions

20,514

4,057

62,342

3,645

Reach/Post

456

443

1,559

95

Page Performance

Page	Page Views	% Pageviews
/news	1,046	7.78
/spaces/egarage	540	7.62
/events/egames/	418	6.74
/calendar	399	5.26
/spaces/albright-entrepreneurs-village	374	4.03

Queries

Queries	Impressions
entrepreneurship	180
nc state entrepreneurship	126
ncsu entrepreneurship	84
ncsu entrepreneurship gara	29
ncsu egarage	26

90,558
total impressions

32.86%

Homepage
Bounce Rate