

# September 2018

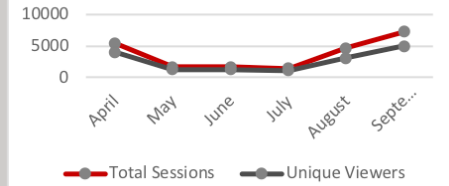
@NCStateENT

entrepreneurship.ncsu.edu

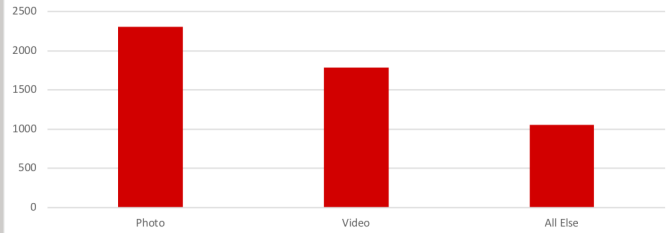
7,314  
sessions

4,988  
USERS

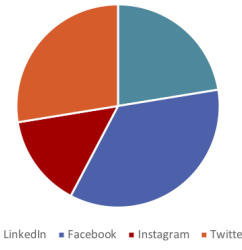
## Month-to-Month Comparison



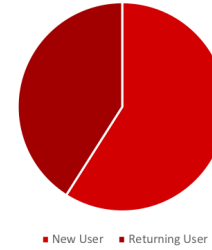
Average Reach Per Post



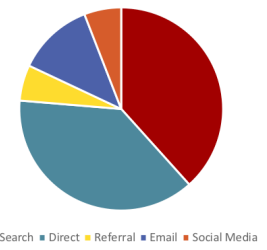
Network Referrals



New Users



Acquisition



## Page Performance

Page Performance	Page Views	% Pageviews
/events/entrepalooza	3,510	24%
/event/entrepalooza-2018	2,192	15%
/calendar/	630	4%
/spaces/egarage	629	4%
/news	603	4%

## Queries

Queries	Impressions
entrepreneurship	186
nc state entrepreneurship	96
ncsu entrepreneurship	88
innovation hall ncsu	57
ei	35

30.57%

Homepage  
Bounce Rate

Platform



Followers

2,248  
(+14)

761  
(+76)

3,847  
(+57)

155  
(+15)

Impressions

10,757

7,698

74,400

5,951

Reach/Post

262

420

1,422

157

92,855  
total impressions