

# June 2018

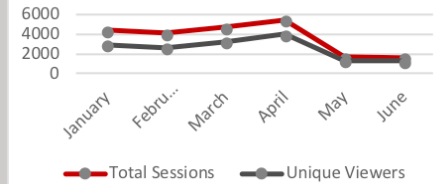
@NCStateENT

entrepreneurship.ncsu.edu

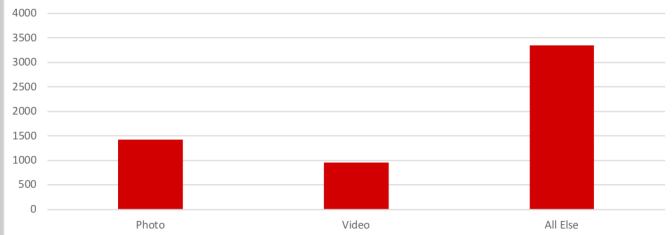
1,661  
sessions

1,285  
USERS

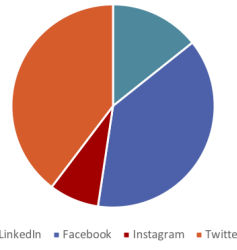
## Month-to-Month Comparison



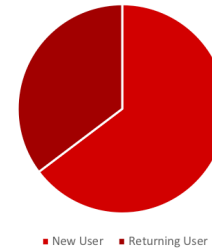
## Average Reach Per Post



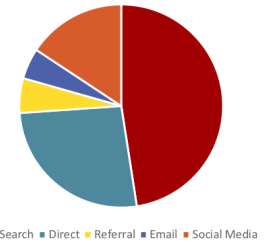
## Network Referrals



## New Users



## Acquisition



Platform



Followers

2,213  
(+11)

622  
(+44)

3,487  
(+71)

80  
(+16)

Impressions

7,648

6,361

66,200

3,072

Reach/Post

364

337

2,565

154

## Page Performance

Page Performance	Page Views	% Pageviews
/news/	942	28%
/spaces/egarage/	184	5%
/spaces/entrepreneurship-clinic/	153	5%
/spaces/albright-entrepreneurs-village/	129	4%
/calendar/	97	3%

## Queries

Queries	Impressions
entrepreneurship	158
ei	54
nc state entrepreneurship	52
ncsu entrepreneurship	30
entrepreneur	26

## Impressions

80,209  
total impressions

59.72%

Homepage  
Bounce Rate