

May 2018

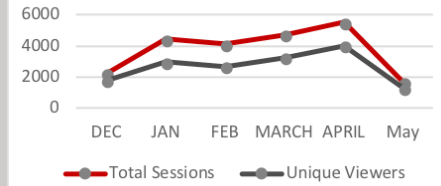
@NCStateENT

entrepreneurship.ncsu.edu

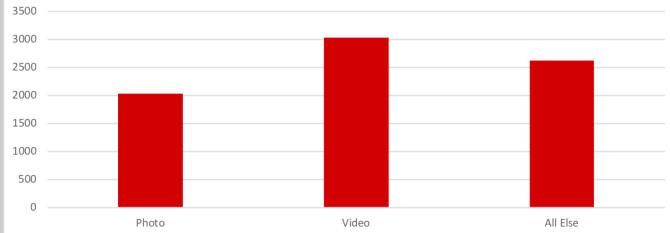
1,700
sessions

1,311
USERS

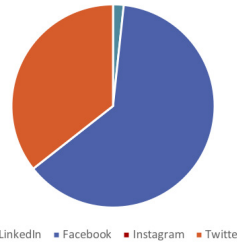
Month-to-Month Comparison



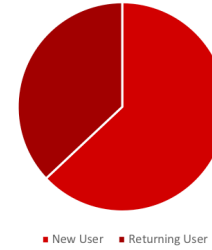
Average Reach Per Post



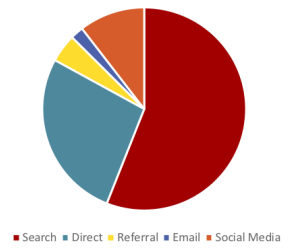
Network Referrals



New Users



Acquisition



Platform



Followers

2,202
(+12)

578
(+30)

3,416
(+82)

64
(+4)

Impressions

14,320

5,391

63,100

794

Reach/Post

511

286

1,958

40

Page Performance

| Page Performance | Page Views | % Pageviews |
|---|------------|-------------|
| /news | 592 | 16% |
| /spaces/egarage/ | 240 | 7% |
| /spaces/albright-entrepreneurs-village/ | 178 | 5% |
| /spaces/entrepreneurship-clinic/ | 161 | 4% |
| /calendar | 111 | 3% |

82,811
total impressions

Queries

| Queries | Impressions |
|---------------------------|-------------|
| entrepreneurship | 266 |
| nc state entrepreneurship | 60 |
| ncsu entrepreneurship | 35 |
| ei | 29 |
| entrepreneurs | 23 |

Impressions

32.33%

Homepage
Bounce Rate